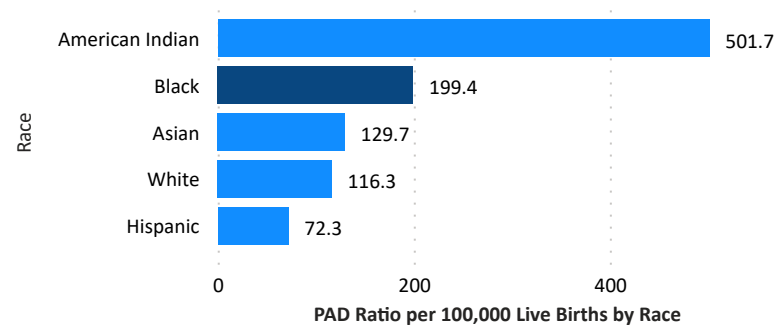


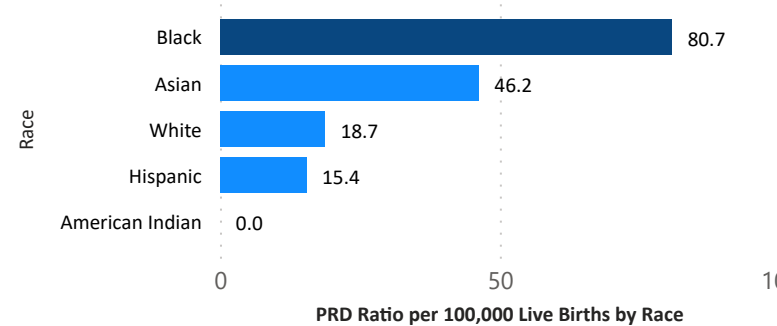
Nevada Black Maternal Health Infographic

Black birthing people have the second highest ratio for pregnancy-associated deaths. And the highest ratios for pregnancy-related deaths and severe maternal morbidity. Black birthing people have the highest percentage of low or very low birth weights and pregnancies that do not go to term over all other races and ethnicities.

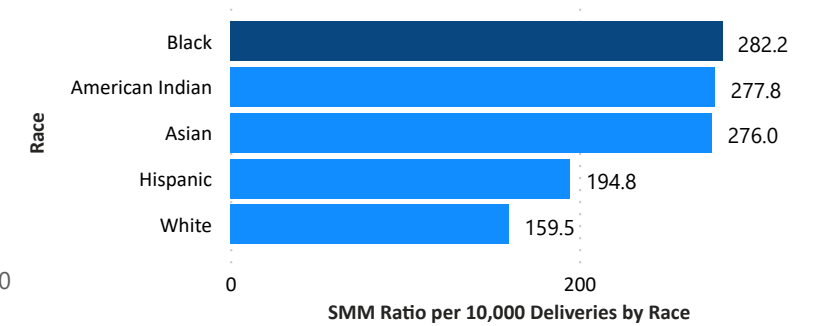
Pregnancy-Associated Deaths (PAD) for 2020-2021



Pregnancy-Related Deaths (PRD) for 2017-2018



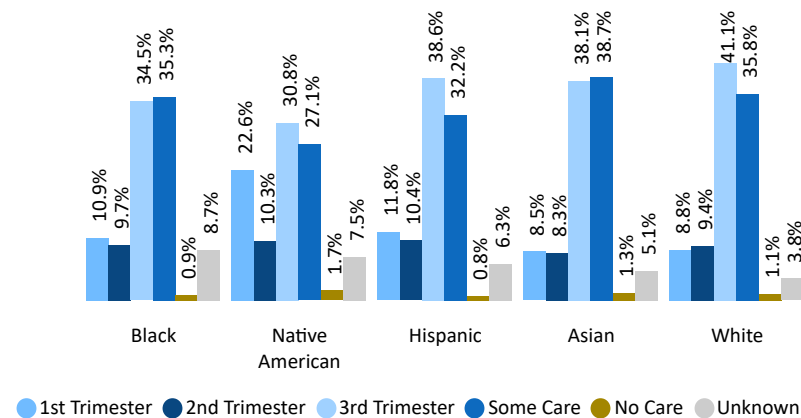
Severe Maternal Morbidity (SMM) for 2020-2021



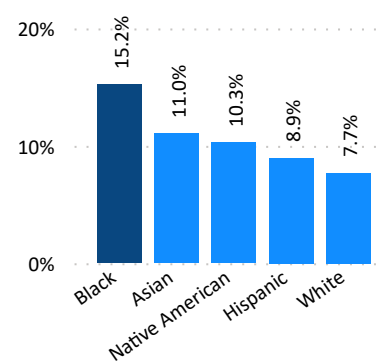
Race and Ethnicity Disparities in Key Data Points - 2021

(For Black maternal trends, see next graphic)

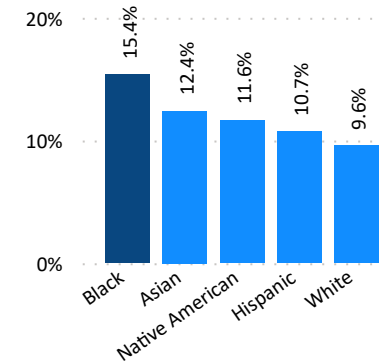
When did prenatal care start?



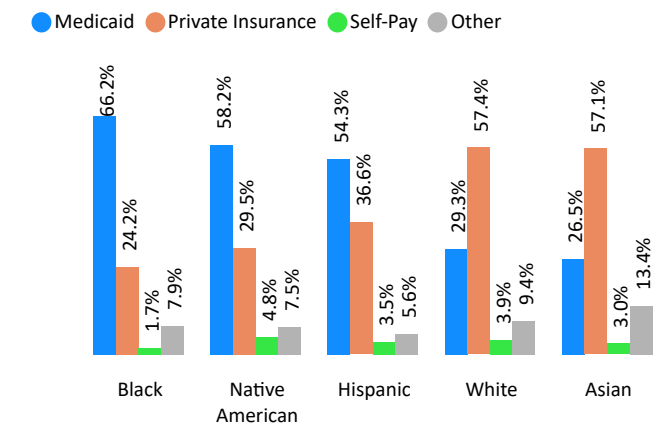
Percentage of low or very low birth weight babies



Percentage of births that did not go to term (<37 weeks)



Payment source



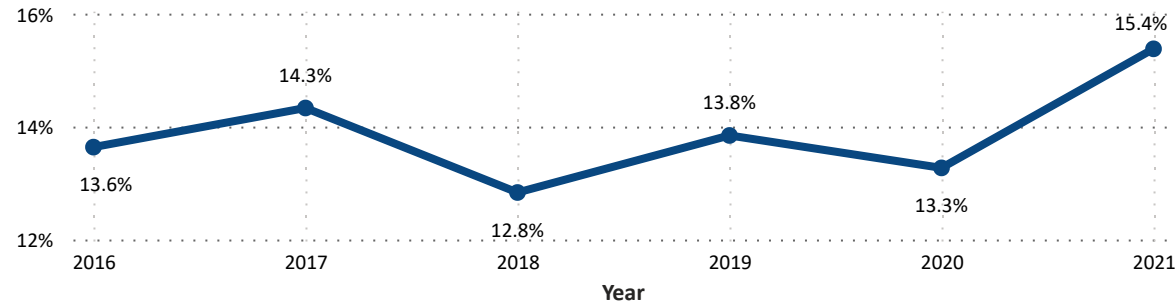
Pregnancy-Associated Death (PAD) is the death of a person while pregnant or within one year of the termination of pregnancy, regardless of the cause. **Pregnancy-Related Death (PRD)** is the death of a person during pregnancy or within one year of the end of pregnancy, from a pregnancy complication, a chain of events initiated by pregnancy, or the aggravation of an unrelated condition by the physiologic effects of pregnancy. **Severe Maternal Morbidity (SMM)** refers to conditions and diagnoses which indicate potentially life-threatening maternal complications. SMM includes unexpected outcomes of labor and delivery resulting in significant short- or long-term consequences to health. **Data Source:** Hospital Billing, Pregnancy Mortality Surveillance System, Electronic Birth and Death Registry.

Nevada Black Maternal Health Infographic

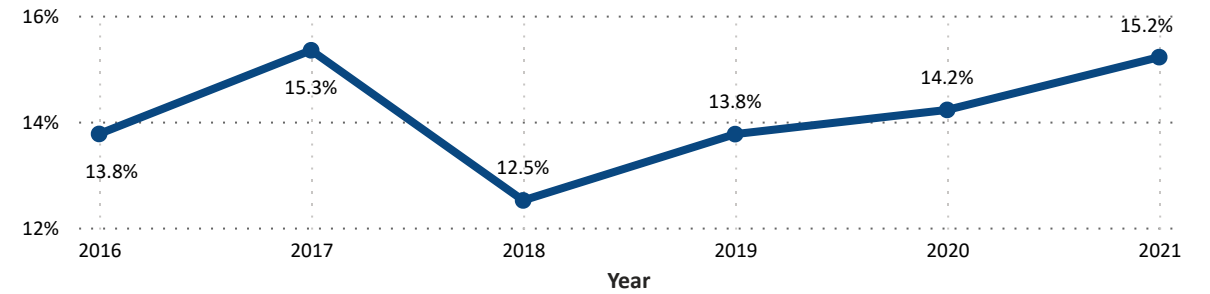


The percentage of births not going to term and low to very low birth weights for birthing people who are Black are trending up since 2018, with prenatal care overall starting later in pregnancy. Payment sources have remained relatively flat.

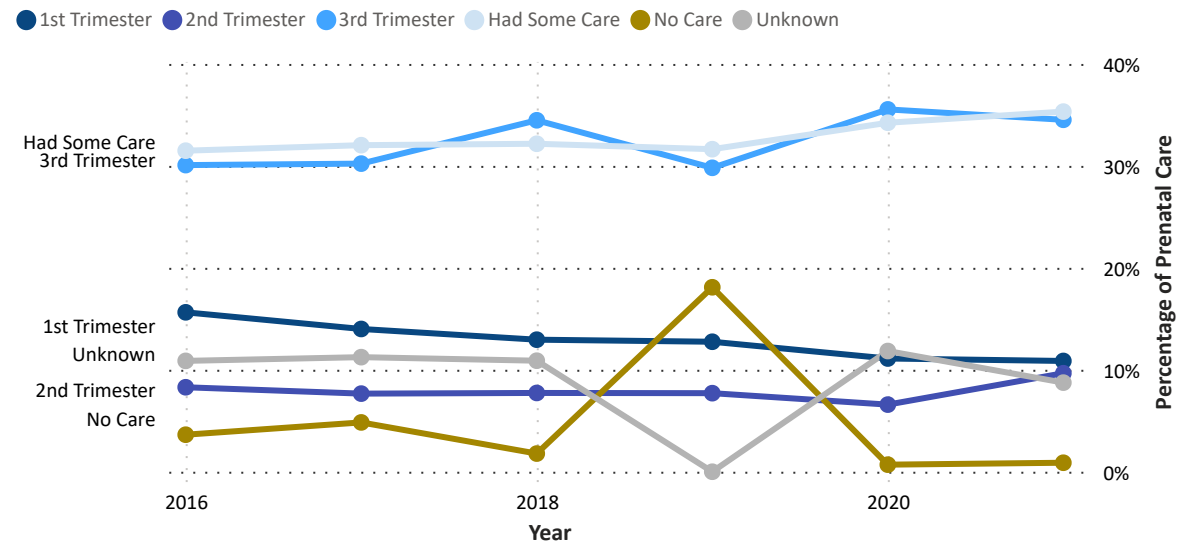
Percentage of Black births that did not go to term (<37 weeks) -- 2016-2021



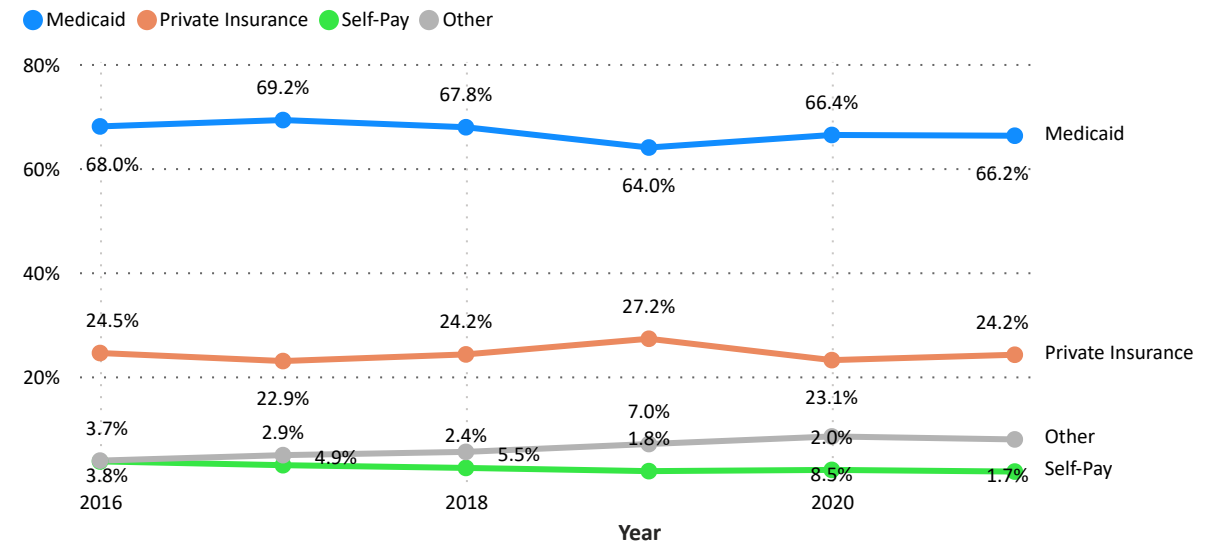
Percentage of low or very low birth weight for Black babies -- 2016-2021



Percentage of when Black birthing people began prenatal care -- 2016-2021



Payment sources for Black birthing people -- 2016-2021



Data Source: Hospital Billing, Pregnancy Mortality Surveillance System, Electronic Birth and Death Registry.